

INFLUENCE OF POWER CLEAN ABILITY AND TRAINING AGE ON ADAPTATIONS TO WEIGHTLIFTING-STYLE TRAINING

LACHLAN P. JAMES,^{1,2} PAUL COMFORT,³ TIMOTHY J. SUCHOMEL,⁴ VINCENT G. KELLY,^{1,5} EMMA M. BECKMAN,¹ AND G. GREGORY HAFF⁶

¹School of Human Movement and Nutrition Sciences, The University of Queensland, Brisbane, Queensland, Australia; ²Discipline of Human Movement and Sports Science, Federation University, Ballarat, Victoria, Australia; ³Directorate of Sport, Exercise and Physiotherapy, University of Salford, Salford, Greater Manchester, United Kingdom; ⁴Department of Human Movement Sciences, Carroll University, Waukesha, Wisconsin; ⁵Brisbane Broncos Rugby League Football Club, Brisbane, Queensland, Australia; and ⁶Center for Sports and Exercise Science Research, Edith Cowan University, Perth, Western Australia, Australia

ABSTRACT

James, LP, Comfort, P, Suchomel, TJ, Kelly, VG, Beckman, EM, and Haff, GG. Influence of power clean ability and training age on adaptations to weightlifting-style training. *J Strength Cond Res* 33(11): 2936–2944, 2019—The purpose of this investigation was to determine whether weightlifting actions are a viable method for improving athletic performance among weaker, inexperienced lifters when compared with individuals with a greater power clean (PC) result, and hence weightlifting ability and experience. Two groups of males with distinctly different PC performances (higher performance [HP]: $N = 8$; body mass [BM] = 78.1 ± 4.0 kg; 1 repetition maximum [1RM] PC = 1.08 ± 0.09 kg · BM⁻¹; lower performance [LP]: $N = 8$; BM = 82.6 ± 14.0 kg; 1RM PC = 0.78 ± 0.1 kg · BM⁻¹) and resistance training age (HP: resistance training experience = 3.5 ± 1.2 years; LP: resistance training experience = 1.44 ± 1.50 years) undertook 10 weeks of training involving weightlifting derivatives, in addition to supplemental ballistic and plyometric exercises. Testing of athletic performance (represented by measures derived from the countermovement jump) occurred at baseline, after 5 weeks of training, and after 10 weeks of training. Both groups significantly improved across the majority of outcome variables after training (Hedges' $g = 0.98$ – 2.55 , $p \leq 0.01$ – 0.05). Only the HP participants experienced significant changes at midtest ($g = 0.99$ – 1.27 , $p \leq 0.01$ – 0.05), whereas no significant changes were revealed between midtest and posttest in this group. In contrast to this, the LP participants displayed a significant improvement in relative impulse ($g = 1.39$, $p < 0.01$) and rate of force development ($g = 1.91$, $p < 0.01$) during this final period ($p < 0.01$). As

weaker, inexperienced lifters underwent a significant and meaningful enhancement in maximal neuromuscular measures after weightlifting derivative-focused training, practitioners should consider early implementation of such exercises. However, it is important for coaches to note that a delayed training effect might be present in weaker, less experienced lifters.

KEY WORDS maximal strength, resistance training, athletic performance, maximal power

INTRODUCTION

Maximal neuromuscular expressions (i.e., velocity, power, force, and rate of force development [RFD]) are considered the most influential muscle functions across a multitude of sports (2,5,18,19,25). As such, the development of these qualities is of great relevance to sports scientists and strength and conditioning coaches, with numerous methods of training used to develop these attributes. Although traditional strength training, ballistic, and plyometric training, in addition to weightlifting movements and their derivatives have all been shown to increase neuromuscular capabilities and performance in athletic tasks (6,27), previous literature has displayed greater overall results when training with weightlifting movements (1,4,17,29,30).

Traditional strength training exercises (e.g., back squat) tend to emphasize force production, primarily resulting in increases in the ability to exert higher forces at relatively low velocities. Such methods may be limited because of a period of deceleration during the latter half of the concentric phase, although this does decrease at higher loads (23). By contrast, ballistic and plyometric tasks generally result in force being produced quickly (<250 ms) during relatively high velocity movements, at the expense of training under high external loads. In addition, a mixed methods approach which differentially trains all aspects of the force-velocity spectrum may be preferential (13). For example, a change in the emphasis

Address correspondence to Lachlan P. James, lp.james@federation.edu.au. 33(11)/2936–2944

Journal of Strength and Conditioning Research
© 2018 National Strength and Conditioning Association

TABLE 1. Training intervention.*

Weeks 1–5			Weeks 6–10		
Exercise	Sets/Reps	Loading	Exercise	Sets/Reps	Loading
Day 1 and 3 PC	5 × 5	70% 1RM	Day 1 and 3 Jump squat	5 × 5	0% 1RM (D1) 30% 1RM (D3)
Jump squat	5 × 5	40% 1RM (D1), 50% 1RM (D3)	PC	5 × 4	85% 1RM
			Depth jump (5 s between repetition recovery)	†	Unloaded
Day 2			Day 2		
Hang PC	4 × 5	55% 1RM (of the PC)	Hang PC	5 × 4	70% 1RM (of the PC)
Snatch	4 × 5	70% 1RM (of the PC)	Snatch grip pull	5 × 4	85% 1RM (of the PC)
			Plyometric split squat (rebound)	4 × 3ea	Unloaded

*1RM = 1 repetition maximum; D1 = day 1; D2 = day 2; D3 = day 3; PC = power clean.
†Depth jump volume progressed in the following fashion (sets/reps): week 6: 3 × 3, week 7: 3 × 4, week 8: 4 × 4, weeks 9 and 10: 5 × 4.

between force and velocity can be accomplished in a periodized training plan by combining strength and plyometric training in a mixed methods approach.

The use of weightlifting actions is considered a desirable modality for developing velocity, force, and power, as they incorporate moderate to high external loads, along with minimal, if any, deceleration during the propulsion phase (10–12,14,15). Such activities result in a combination of high forces and velocities both of which can be manipulated dependant on the external load used (13,22,26). In addition, there is considerable intermuscular coordination resulting in the potential for a greater transfer of training to athletic performance (26).

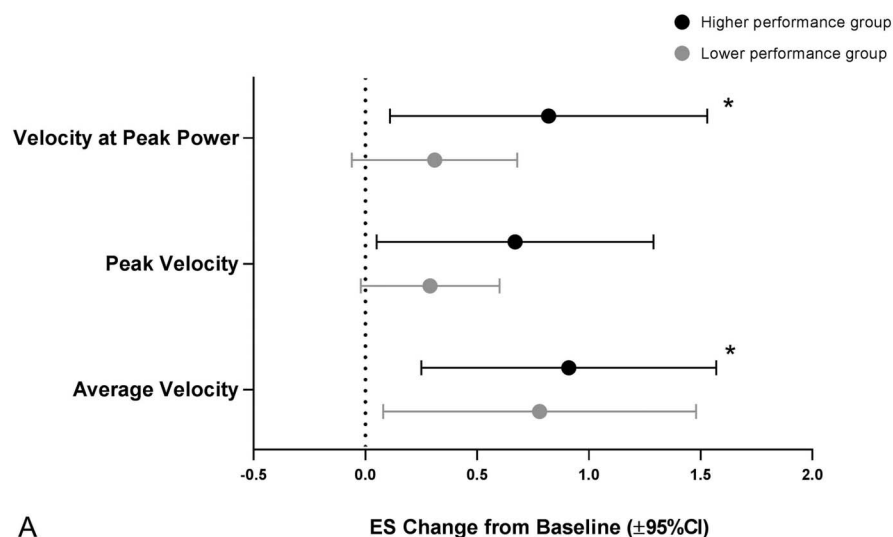
However, when compared with less complex resistance training tasks, there is a belief that the increased technical demands of such exercises may require extended periods of practice before improvements in muscle function and transfer to athletic performance is revealed, particularly in individuals who are weaker and possess a lower resistance training age. This can have implications in strength and conditioning settings where the time available to develop physical qualities and technical proficiency is often limited. As such, some may question the time-cost of incorporating weightlifting actions in those with limited strength or technical proficiency. Recently, Haug et al. (16) investigated this notion in a group of 4 elite athletes naive to weightlifting movements. It was revealed that considerable increases in power output derived from the countermovement jump (CMJ) and squat jump resulted following the inclusion of the hang power clean (PC) to regular training over a 4-week period. Although this provides information on the

transfer of weightlifting actions to performance in elite athletes, it is currently unknown the extent of athletic performance improvement experienced by nonathletes with low relative strength levels in weightlifting movements compared with stronger individuals with a greater resistance training age. This investigation seeks to compare the adaptability of individuals with lower vs. higher relative maximal PC performance in response to weightlifting derivative-based training. It was hypothesized that those with limited resistance training experience and a lower relative maximal PC performance would not only improve strength levels in this lift to a greater extent than individuals with superior PC results and greater training experience, but that these improvements will translate into similar gains in athletic performance (measures derived from the CMJ) after short-term (10 weeks) training. Furthermore, it was anticipated that a delayed training effect would be experienced by the weaker participants, resulting in a greater magnitude of improvement in athletic performance markers in the later stages of training. If the data support these hypotheses, then coaches can more confidently reject the notion that weightlifting actions are not a viable method for improving athletic performance among weaker, inexperienced lifters in a brief timeframe.

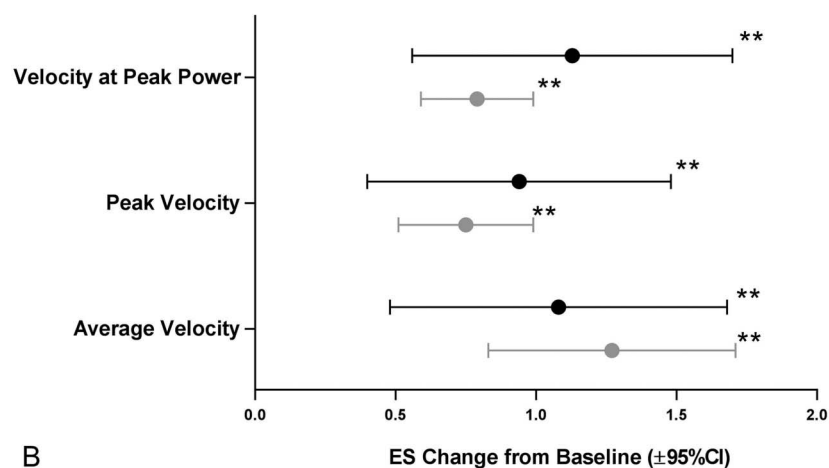
METHODS

Experimental Approach to the Problem

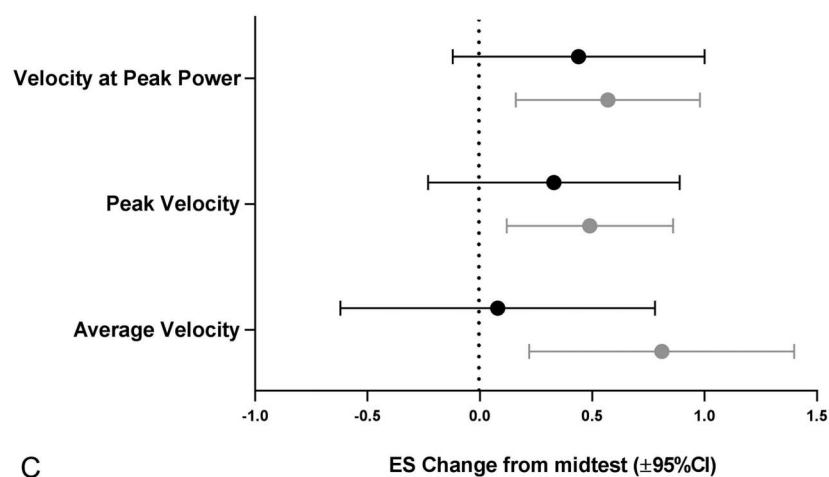
Participants were divided into either a higher- or lower-performance (HP or LP) group on the basis of their relative 1 repetition maximum (1RM) PC, consequently training age differed between the groups also. A 10-week training program that emphasized the use of weightlifting derivatives for



A



B



C

Figure 1. Magnitude of change (Hedges' g) from baseline to midtest (A), baseline to posttest (B), and midtest to posttest (C) across both groups in velocity variables. *Denotes statistically significant change at $p \leq 0.05$. **Denotes statistically significant change at $p \leq 0.01$. ES = Hedge's g effect size; CI = confidence interval.

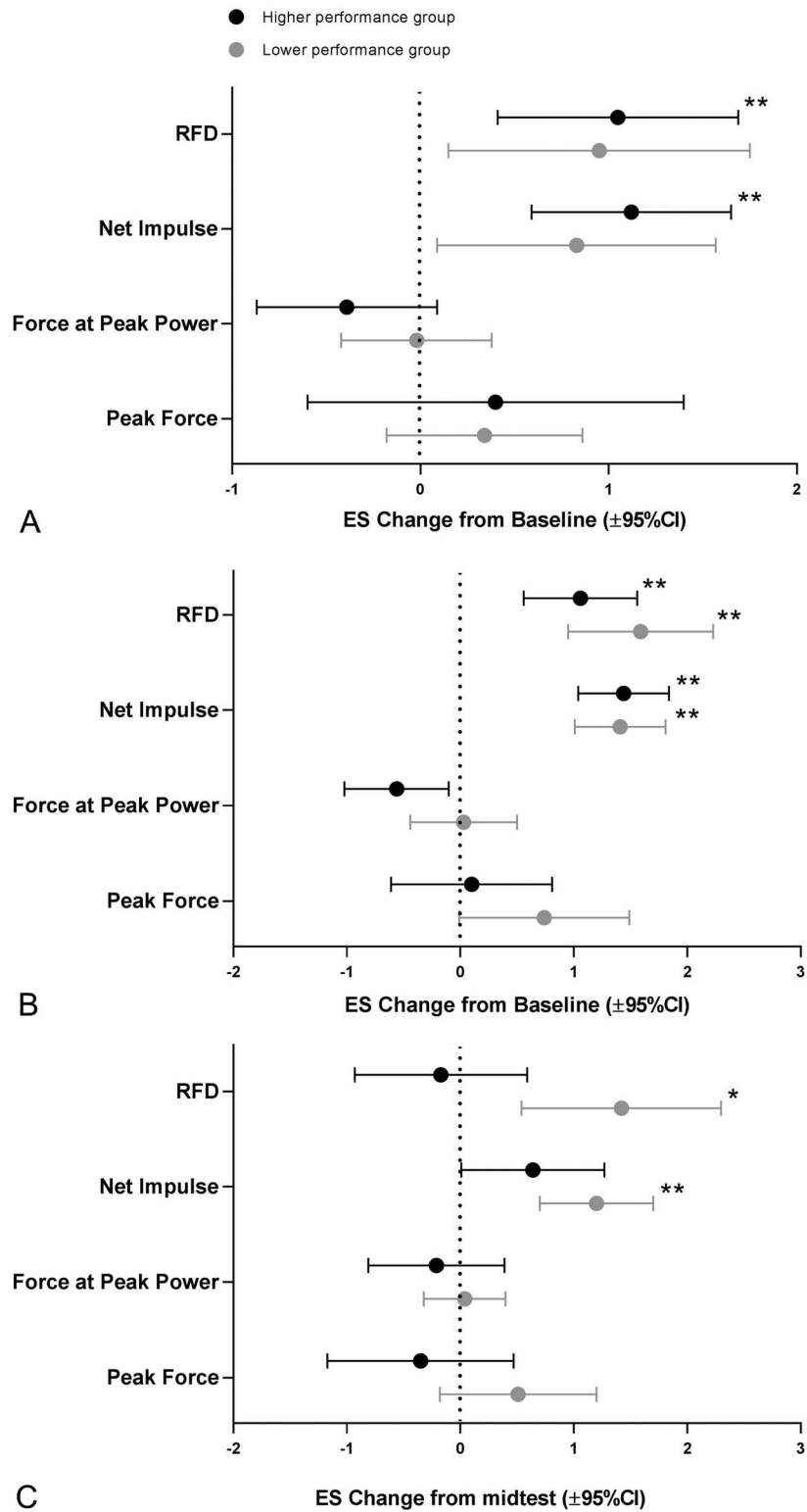


Figure 2. Magnitude of change (Hedges' *g*) from baseline to midtest (A), baseline to posttest (B), and midtest to posttest (C) across both groups in force variables. *Denotes statistically significant change at $p \leq 0.05$. **Denotes statistically significant change at $p \leq 0.01$. ES = Hedge's *g* effect size; RFD = rate of force development; CI = confidence interval.

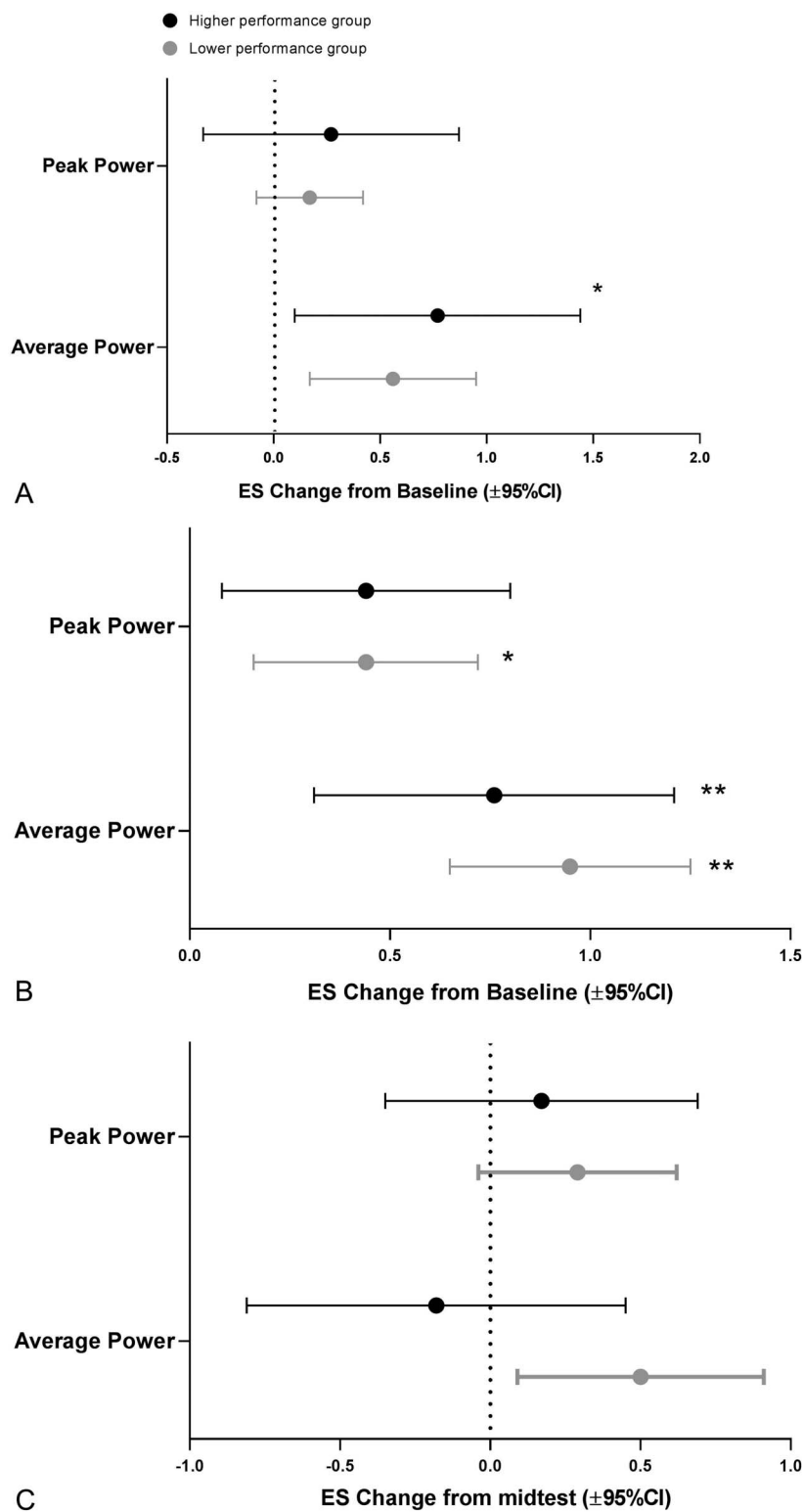


Figure 3. Magnitude of change (Hedges' *g*) from baseline to midtest (A), baseline to posttest (B), and midtest to posttest (C) across both groups in power variables. *Denotes statistically significant change at $p \leq 0.05$. **Denotes statistically significant change at $p \leq 0.01$. ES = Hedge's *g* effect size; CI = confidence interval.

the lower body was completed by both groups. Training was arranged into two, 5-week mesocycle blocks. Testing occurred before the onset of training (baseline), after the first 5-week mesocycle (midtest), and after completion of all training requirements (posttest). Familiarization for all testing and training techniques occurred across three 1-hour sessions, before baseline testing. Measures of lower-body CMJ performance were taken at each time point. To assess early-stage changes in weightlifting-based performance, the 1RM PC was performed at baseline and midtest.

Subjects

Twenty recreationally active males (aged between 19 and 32 years) participated in the investigation. Subjects were ranked in accordance with their relative 1RM PC performance at baseline. To establish 2 groups, data from the participants with a relative 1RM PC between 0.8 and 1.0 $\text{kg} \cdot \text{BM}^{-1}$ were removed from the analysis. This resulted in an HP group (mean \pm SD; $N=8$; body mass [BM] = 78.1 ± 4.0 kg; height = 1.74 m; 1RM PC = 1.08 ± 0.09 $\text{kg} \cdot \text{BM}^{-1}$; 1RM squat = 2.0 ± 0.2 $\text{kg} \cdot \text{BM}^{-1}$) and LP group ($N=8$; BM = 82.6 ± 14.0 kg; height = 1.81 m; 1RM PC = 0.78 ± 0.1 $\text{kg} \cdot \text{BM}^{-1}$; 1RM squat = 1.38 ± 0.32 $\text{kg} \cdot \text{BM}^{-1}$). This stratification method also resulted in a considerable difference in resistance training age between the groups (HP: resistance training experience = 3.5 ± 1.2 years; LP: resistance training experience = 1.4 ± 1.5 years; $p < 0.01$, effect size [ES] = 1.43). This allowed for comparison between groups of distinctly different resistance training experience and relative PC strength level. Written informed consent was secured from all participants and the study was approved by the Bellberry Human Research Ethics Committee.

Procedures

Training Program. Familiarization with all training and testing procedures occurred across three, 1-hour sessions. The training plan included 3-supervised 1-hour sessions each week over two, 5-week mesocycles separated by 1 micro-cycle of a week duration to allow for restitution and midtesting. The objective of the first mesocycle was to determine the presence of early-stage changes in PC and athletic performance. The second mesocycle was introduced to explore any delayed training effect that might have been present. Training sessions were at least 24 hours apart and consisted primarily of weightlifting derivatives. To better replicate a common resistance training plan, ballistic tasks and plyometric exercises using a variety of loads were also included (Table 1). Weightlifting derivatives were encouraged to be performed with maximal intent, whereas ballistic and plyometric actions were executed with the goal of achieving the greatest vertical displacement. At the beginning of each session, participants performed a general dynamic warm-up followed by multiple submaximal sets preceding the working sets of all exercises. A recovery period of 3 minutes was enforced between each set, and participants were required to refrain from any additional lower-body training.

Testing Overview. Participants completed a testing battery before commencement of training (baseline), after 5 weeks of training (midtesting), and after 10 weeks of training (post-testing). Midtesting occurred 3–5 days after the final workout of week 5, whereas posttesting was conducted between 7 and 10 days after the last workout of week 10. Weightlifting performance was assessed through the PC 1RM. The unloaded CMJ was used to determine a series of maximal neuromuscular-related variables (e.g., peak and average velocity and power, force, and RFD). Simultaneous force plate readings were gathered during the session for the CMJ test.

One-Repetition Maximum Power Clean. The PC 1RM was assessed 2–7 days before the CMJ testing requirements. Participants performed a full body dynamic warm-up followed by the PC at the following estimated loading conditions and repetition ranges: 30 and 50% 1RM for 3 repetitions, 70 and 90% 1RM for a single repetition. Maximal attempts were then made until a 1RM was reached through an increasing load of ≥ 2.5 kg. Three to 5 minutes of passive recovery was enforced between 1RM attempts, and a second effort after a failed attempt was allowed. A trial was considered successful if the performer received the bar at an internal knee angle $\geq 90^\circ$, which was visually monitored by the primary researcher.

Countermovement Jump. Participants performed a minimum of 3 noncontinuous CMJ's for maximal height. The jump containing the highest peak velocity was used for analysis. Analog ground reaction force (GRF) signals (Bertec Corporation, Columbus, OH, USA) were collected at 2000 Hz (NI USB-6259 BNC; National Instruments, North Ryde, NSW, Australia) and processed using a custom interface (LabView, V.12.0f3; National Instruments). Secondary processing occurred offline using a custom program (The Mathworks, Inc., Natick, MA, USA). Vertical GRF (F_z) provided direct measures of force applied to the system. The onset of the countermovement was considered the sample at which F_z decreased by 4 times the SD of BM attained from the preceding period of standing. A forward dynamics approach was used through the impulse-momentum relationship to assess velocity of the center of gravity, whereas the product of force and velocity at each time point represented power. Peak velocity, force, power, and acceleration were defined as the greatest instantaneous sample of the respective variable during the action. The integral of force with respect to time for the values exceeding system mass during the jump represented impulse. Average power and velocity were calculated from the bottom of the countermovement (minimum velocity) to take-off, whereas RFD was calculated between the minimum and maximum force value throughout the movement. Force, impulse, power, and RFD were divided by BM to be expressed in relative terms. The test-retest reliabilities for jump squat variables achieved an intraclass correlation coefficient = 0.92, and a coefficient of variation = 4.7%.

Statistical Analyses

All data were normally distributed (Shapiro-Wilks test) and homogeneity of variance was accepted (i.e., Levene's test return a nonsignificant result). This allowed for the execution of a 2×3 (group \times time) repeated-measures general linear model with a post hoc Bonferroni adjustment to locate any differences in the absolute change between groups. This procedure was also used to identify any significant within-group changes between time points using a 1×3 (group \times time) structure. An alpha level of $p \leq 0.05$ denoted statistical significance. Hedges' g ES calculations were used with thresholds set at <0.2 , 0.21 – 0.5 , 0.51 – 0.8 , and >0.8 for trivial, small, moderate, and large magnitudes of effect, respectively, to establish the practically relevant within-group changes between means during baseline, midtest and posttest. Data are presented as mean \pm *SD*. Statistical Package for Social Sciences (Version 23.0; IBM Corporation, Somers, NY, USA) was used to analyze nonmagnitude-based data, whereas effect sizes were calculated using a custom-designed spreadsheet (Microsoft Excel 2013; Microsoft Corporation, WA, USA).

RESULTS

All participants completed 100% of the training sessions, and no adverse events were recorded. Both groups displayed significant improvements in PC 1RM across the 2 time points in which it was measured (HP: $p = 0.02$; LP: $p < 0.01$; ES 95% confidence interval [CI] = HP: 0.51 (0.23 – 0.83); LP: 1.05 [0.73 – 1.45]). There was a significantly greater magnitude of change in PC 1RM among the weaker participants ($p < 0.01$).

The degree of change between any time points did not differ significantly between the 2 groups across the primary CMJ variables (peak velocity: baseline to midtest $p = 0.53$, baseline to posttest $p = 0.69$, and midtest to posttest $p = 0.40$; average velocity: baseline to midtest $p = 0.62$, baseline to posttest $p = 0.63$, and midtest to posttest $p = 0.18$; net impulse: baseline to midtest $p = 0.36$, baseline to posttest $p = 0.55$, and midtest to posttest $p = 0.12$) (Figures 1–3).

Both groups significantly improved across a number of outcome variables after training (Figures 1–3). Only the HP participants experienced significant changes at midtest, whereas no significant changes were revealed between midtest and posttest in this group. In contrast to this, the LP participants displayed a significant improvement in relative impulse and RFD during this final period ($p < 0.01$).

Effect size comparisons revealed only decrements or trivial-to-small improvements during the second block of training in the HP group. In contrast to this, the LP participants experienced large and moderate improvements across a number of measures during the same period. From baseline to posttest, both groups experienced a large improvement over 5 measures. A moderate degree of improvement was displayed across a total of 3 and 2 variables in the LP and HP groups, respectively (Figures 1–3).

The HP participants experienced a moderate decrease in force at peak power during this period, whereas no decrements in performance were present in the LP group.

DISCUSSION

The purpose of this study was to explore the extent and rate of adaptation experienced by weaker, lower training-aged individuals, compared with those who are stronger, with a greater training age, in response to a 10-week weightlifting derivative-based training intervention. The main findings of this investigation were that both groups experienced significant improvements across a range of performance measures; however, the time course and nature of the adaptations were considerably different between groups. First, a significantly greater change was experienced by the LP group in PC strength. Although this is unsurprising considering the larger window of adaptation present, it does highlight that marked short-term improvements in weightlifting-based performance does occur in those with limited training experience and strength capabilities. As no adverse events were recorded either, taken together this supports the feasibility of implementing the weightlifting derivatives with inexperienced individuals under time constraints.

Although changes in 1RM PC reflects the ability to improve the performance of weightlifting actions, inspection of the variables derived from the CMJ indicates the translation of this improvement to athletic performance. Perhaps the most interesting findings were the differing rates of adaptation between the 2 groups across the CMJ performance variables revealed by ES comparisons. When examined only between baseline and posttest, a similar or larger magnitude of increase in force and power variables was displayed by the LP group; however, comparisons between other time points (baseline to midtest and midtest to posttest) reveal notable ES differences. The magnitude of change between midtest and posttest across these particular mechanical functions was considerably greater in the LP group. This indicates the presence of a delayed training effect whereby timing must first be optimized to translate newfound strength into measures of athletic performance (3). In contrast to this, all velocity, power, and most force variables had improved to a practically greater extent at midtest among HP participants. This is in agreement with findings of markedly superior short-term improvements in jump performance variables after training in individuals with greater 1RM squat values (7). However, the stratification on the basis of 1RM PC performance in this study indicates that this holds true for whole-body lifts with combined force-velocity demands also. As those who are stronger are generally in possession of increased cross-sectional area and maximal force capacity (which are considered the factors underpinning enhanced velocity performance) (31), it might be such that these allow for superior adaptation to training. However, the increased intermuscular coordination required for performance in the PC when compared with a more

common measure of maximal strength (e.g., back squat) might alter this early adaptive response. This is because coordinative factors represent an additional function driving improved velocity-emphasized expressions (21,22,28). It is of note that McBride et al. (20) reported that despite no significant differences in 1RM squat strength, training age or BM, competitive weightlifters displayed superior performance in the CMJ across a range of variables when compared with powerlifters. Such findings suggest that, when compared with less technical force-dominant actions, the mechanisms underpinning weightlifting performance might provide a superior foundation to develop high velocity expressions. This would also explain the significant performance improvements experienced by the LP group in the second block of training, after an increased PC 1RM was achieved ($g = 1.26$, 95% CI = 0.19–2.33). Another notable finding was that the HP group achieved marginal or negative further gains in performance measures across the final training block. It is possible that the training stimulus was not sufficient to counteract the cessation of their typical lifting behaviors, resulting in a degree of detraining during the past 5 weeks of the intervention.

In addition to the rate of adaptation, differences were present in the types of performance changes experienced between the groups. Although the LP participants displayed more general improvements across force, velocity, and power variables, the HP group produced more specific adaptations. This is represented by large increases in variables related to timing, such as net impulse, RFD, and measures of velocity between baseline to midtest and baseline to posttest in these participants. However, decrements or limited improvements in peak force and force at peak power were attained between any 2 time points. This suggests that although the HP group successfully improved the control of muscle function, maximal force capabilities were somewhat attenuated. Such a response is likely a consequence of reduced exposure to heavy strength training as a result of the training protocol. It would therefore be advisable to retain heavy strength training alongside weightlifting actions.

A limitation of this investigation is that the inclusion of other ballistic exercises may confound the ability to fully delineate the contribution of weightlifting actions to the observed adaptations. However, this study design better reflects those commonly found in high-performance settings by including a variety of modalities (8,9,24), although retaining an emphasis on weightlifting derivatives. As a consequence of this increased ecological validity, practitioners can be more confident in the applicability of these findings to their practice.

In conclusion, differing adaptations are experienced on the basis of weightlifting performance and training age when exposed to a weightlifting derivative-emphasized training plan. In particular, less experienced lifters with poorer PC performance experience large improvements in this lift in the

short term. However, although transfer to athletic performance does occur, it is somewhat delayed when compared with more experienced individuals with greater weightlifting ability.

PRACTICAL APPLICATIONS

As considerable short-term improvements in weightlifting performance are experienced by weaker, lower training-aged individuals, strength and conditioning coaches should not consider training with weightlifting derivatives as technically prohibitive in this population. Furthermore, because a significant and relevant enhancement in maximal neuromuscular measures followed this group's improvement, practitioners can also expect a transfer to athletic performance (e.g., greater jump height as indicated by the increase in net impulse) in those with limited training experience. However, it is important for coaches to note that a delayed training effect might be present in less experienced individuals, and the nature of adaptation will differ from those with superior weightlifting ability.

ACKNOWLEDGMENTS

The authors have no conflicts of interest relevant to this investigation.

REFERENCES

1. Arabatzi, F, Kellis, E, and De Villarreal, ESS. Vertical jump biomechanics after plyometric, weight lifting, and combined (weight lifting+ plyometric) training. *J Strength Cond Res* 24: 2440–2448, 2010.
2. Baker, D. A series of studies on the training of high-intensity muscle power in rugby league football players. *J Strength Cond Res* 15: 198–209, 2001.
3. Bobbert, MF and Van Soest, AJ. Effects of muscle strengthening on vertical jump height: A simulation study. *Med Sci Sports Exerc* 26: 1012–1020, 1994.
4. Chaouachi, A, Hammami, R, Kaabi, S, Chamari, K, Drinkwater, EJ, and Behm, DG. Olympic weightlifting and plyometric training with children provides similar or greater performance improvements than traditional resistance training. *J Strength Cond Res* 28: 1483–1496, 2014.
5. Cormie, P, McGuigan, M, and Newton, R. Developing maximal neuromuscular power: Part 1—Biological basis of maximal power production. *Sports Med* 41: 17–38, 2011.
6. Cormie, P, McGuigan, M, and Newton, R. Developing maximal neuromuscular power: Part 2—Training considerations for improving maximal power production. *Sports Med* 41: 125–146, 2011.
7. Cormie, P, McGuigan, MR, and Newton, RU. Influence of strength on magnitude and mechanisms of adaptation to power training. *Med Sci Sports Exerc* 42: 1566–1581, 2010.
8. Ebben, WP, Carroll, RM, and Simenz, CJ. Strength and conditioning practices of National Hockey League strength and conditioning coaches. *J Strength Cond Res* 18: 889–897, 2004.
9. Ebben, WP, Hintz, MJ, and Simenz, CJ. Strength and conditioning practices of Major League Baseball strength and conditioning coaches. *J Strength Cond Res* 19: 538–546, 2005.
10. Garhammer, J. Energy flow during Olympic weight lifting. *Med Sci Sports Exerc* 14: 353–360, 1982.
11. Garhammer, J. Biomechanical profiles of Olympic weightlifters. *Int J Sport Biomech* 1: 122–130, 1985.

12. Gourgoulis, V, Aggelousis, N, Mavromatis, G, and Garas, A. Three-dimensional kinematic analysis of the snatch of elite Greek weightlifters. *J Sports Sci* 18: 643–652, 2000.
13. Haff, GG and Nimphius, S. Training principles for power. *Strength Cond J* 34: 2–12, 2012.
14. Häkkinen, KA. Biomechanical analysis of various combinations of the snatch pull exercise. *J Hum Mov Stud* 15: 229–243, 1988.
15. Häkkinen, K and Kauhanen, H. A biomechanical analysis of selected assistant exercises of weightlifting. *J Hum Mov Stud* 12: 271–288, 1986.
16. Haug, WB, Spratford, W, Williams, KJ, Chapman, DW, and Drinkwater, EJ. Differences in end range of motion vertical jump kinetic and kinematic strategies between trained weightlifters and elite short track speed skaters. *J Strength Cond Res* 29: 2488–2496, 2015.
17. Hoffman, JR, Cooper, J, Wendell, M, and Kang, J. Comparison of Olympic vs. traditional power lifting training programs in football players. *J Strength Cond Res* 18: 129–135, 2004.
18. James, L, Haff, GG, Kelly, V, and Beckman, E. Towards a determination of the physiological characteristics distinguishing successful mixed martial arts athletes: A systematic review of combat sport literature. *Sports Med* 46: 1525–1551, 2016.
19. James, LP, Beckman, EM, Kelly, VG, and Haff, GG. The neuromuscular qualities of higher and lower-level mixed martial arts competitors. *Int J Sports Physiol Perform* 12: 612–620, 2017.
20. McBride, JM, Triplett-McBride, T, Davie, A, and Newton, RU. A comparison of strength and power characteristics between power lifters, Olympic lifters, and sprinters. *J Strength Cond Res* 13: 58–66, 1999.
21. Minetti, AE. On the mechanical power of joint extensions as affected by the change in muscle force (or cross-sectional area), ceteris paribus. *Eur J Appl Physiol* 86: 363–369, 2002.
22. Newton, RU and Kraemer, WJ. Developing explosive muscular power: Implications for a mixed methods training strategy. *Strength Cond J* 16: 20–31, 1994.
23. Newton, RU, Kraemer, WJ, Häkkinen, K, Humphries, BJ, and Murphy, AJ. Kinematics, kinetics, and muscle activation during explosive upper body movements. *J Appl Biomech* 12: 31–43, 1996.
24. Simenz, CJ, Dugan, CA, and Ebben, WP. Strength and conditioning practices of National Basketball Association strength and conditioning coaches. *J Strength Cond Res* 19: 495–504, 2005.
25. Stone, MH, Moir, G, Glaister, M, and Sanders, R. How much strength is necessary? *Phys Ther Sport* 3: 88–96, 2002.
26. Suchomel, TJ, Comfort, P, and Lake, JP. Enhancing the force-velocity profile of athletes using weightlifting derivatives. *Strength Cond J* 39: 10–20, 2017.
27. Suchomel, TJ, Nimphius, S, and Stone, MH. The importance of muscular strength in athletic performance. *Sports Med* 46: 1419–1499, 2016.
28. Suchomel, TJ and Stone, MH. The relationships between hip and knee extensor cross-sectional area, strength, power, and potentiation characteristics. *Sports* 5: e66, 2017.
29. Teo, SY, Newton, MJ, Newton, RU, Dempsey, AR, and Fairchild, TJ. Comparing the effectiveness of a short-term vertical jump vs. weightlifting program on athletic power development. *J Strength Cond Res* 30: 2741–2748, 2016.
30. Tricoli, V, Lamas, L, Carnevale, R, and Ugrinowitsch, C. Short-term effects on lower-body functional power Development: Weightlifting vs. Vertical jump training programs. *J Strength Cond Res* 19: 433–437, 2005.
31. Zamparo, P, Minetti, A, and di Prampero, P. Interplay among the changes of muscle strength, cross-sectional area and maximal explosive power: Theory and facts. *Eur J Appl Physiol* 88: 193–202, 2002.